


**BRUSA**

NLG6 - On - Board - Fast Charger

The synthesis of performance and efficiency

**AWARD
WINNER**

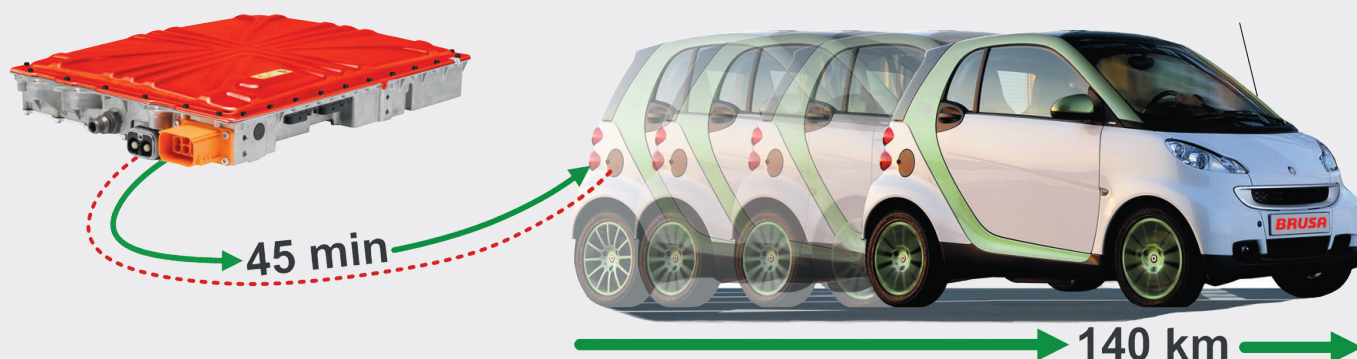
Safety first

- Full separation of mains and HV battery through galvanic isolation
- Complies to automotive standards such as IEC 61851-1 (CE compliant)
- Meets all EMC requirements
- High IP - protection rating
- Evaluation of external PT1000 sensors
- Fully complied with the LV123
- No DC - fault current, therefore the use of a Class A leakage circuit breaker is possible

Cutting - Edge Technology

- Compatible to all combined charging systems
- 2 x CAN interface: Vehicle CAN and Diagnostic CAN
- Battery - friendly high power charging due to low battery ripple current
- Single and three-phase charging with up to 22 kW - full charge in less than 60 minutes!
- Enhanced temperature handling and maximum performance through patented Liquid Pin® cooling - technology and integrated power factor correction
- Optional: Smart Charge Communication via PLC according to ISO 15118
- And many more...

6 times faster than standard!





Specifications NLG66x

AC Input

| | NLG664 | NLG665 | |
|--|-----------|-----------|------------------|
| Voltage range single-phase (L1 → N) | 200 - 250 | 200 - 250 | V _{rms} |
| Voltage range three-phase (Phase - Phase L1 → L2 → L3) | 360 - 440 | 360 - 440 | V _{rms} |
| Max. input current three - phase (each phase) | 32 | 32 | A _{rms} |
| Max. input current single - phase | 16 | 16 | A _{rms} |
| Input frequency (+/- 1%) | 50 | 50 | Hz |
| Powerfactor (at 16 A mains voltage single - and three - phase) | >0.99 | >0.99 | --- |

DC Output

| | NLG664 | NLG665 | |
|---|-----------|-----------|------------------|
| Voltage range three - phase (derating / full power) | 310 - 410 | 350 - 450 | V _{DC} |
| Voltage range single - phase (derating / full power) | 200 - 410 | 230 - 450 | V _{DC} |
| Max. charging current three - phase | 60 | 60 | A _{DC} |
| Max. charging current single - phase | 12.0 | 10.7 | A _{DC} |
| Max. charging power three - phase | 20.75 | 20.75 | kW |
| Max. charging power single - phase | 3.3 | 3.3 | kW |
| Efficiency (P = Pa _{1max}) three - phase | >94 | >94 | % |
| Efficiency (P = Pa _{1max}) single - phase | >90 | >90 | % |
| Max. charging current ripple at max. charging power single - / three - phase (mains operated) | <8 / <10 | <8 / <10 | A _{eff} |

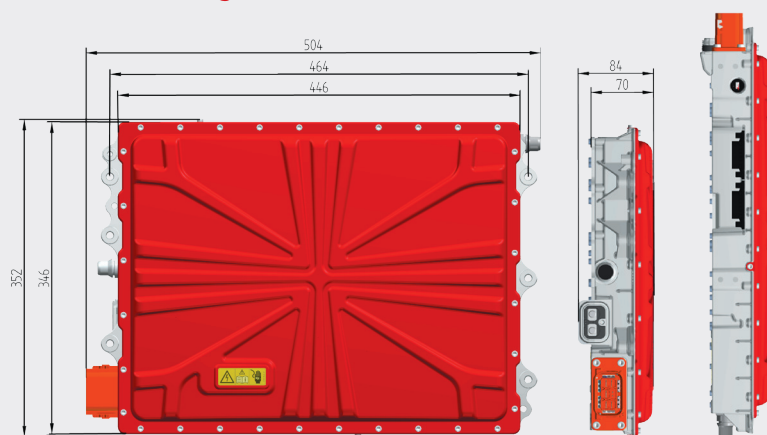
Mechanical Data / Cooling System

| | NLG664 | NLG665 | |
|--|-------------------------------|---------|------|
| Housing material | Aluminium (EN AC - AlSi9MgMn) | | --- |
| Weight | 12.0 | 12.0 | kg |
| Housing volume (without interfaces) | 11.0 | 11.0 | l |
| IP - protection | IP 6K9K | IP 6K9K | --- |
| Coolant quantity in device | 0.21 | 0.21 | l |
| Coolant pressure loss @ 6l / min, T _{coolant} = 25°C (water / glycol = 50 / 50) | <100 | <100 | mbar |

Safety

| | NLG664 | NLG665 | |
|---|-------------------|-------------------|-----|
| Isolation between Mains input and DC - output | LV123 / IEC 61851 | LV123 / IEC 61851 | --- |
| Mains input overvoltage protection | 264 | 264 | V |
| Open circuit protection | yes | yes | --- |
| Internal overtemperature protection | yes | yes | --- |
| Insulation resistance (initial) min. | >5 | >5 | MΩ |

Dimensions & Diagrams



Efficiency 3-phase charging



Efficiency 1-phase charging

