


Express Plus

Specifications for Power Cube, Power Modules and Station



Power Cube



Express Plus Station

Express Plus Specifications

Power Cube Electrical Input

Input Rating	380–480 VAC, 3 phase, up to 800–640 A, 50/60 Hz
Wiring	5 conductors (L1, L2, L3, N, Ground)

Power Cube Electrical Output

Max Output Power	500 kW @ 400 V – 1000 V
Output Voltage	200 V – 1000 V DC
Max Output Current	1250 A
Number of Stations Served	Each cube can serve up to eight stations
Max Modules per Power Cube	16

Station Electrical Output

Max Output Power	400 kW
Output Voltage, Charging	200 V – 1000 V DC
Max Output Current	400 A
Max Modules per Station	2

Power Module

Max Output Power	31.25 kW
Max Output Current	78 A

Station Functional Interfaces

Max Connector Types per Station	Up to three different connector types per station
Supported Connector Types	CHAdeMO, CCS1 (SAE J1772™ Combo), CCS2 (IEC 61851-23), GB/T (20234.3-2011 DtC)
Cord Length	3.8 m (12.5 ft)
Driver Interaction Display	Full-color 10-inch LCD display for driver interaction
Top Display	Full-color 20-inch LED display for notification
Authentication	RFID: ISO 15693, ISO 14443, NFC Plug and Charge: IEC 15118-1 Remote: Mobile and in vehicle (if supported by vehicle)

Measurement & Connectivity Features

Power Measurement Accuracy	+/- 1% from 10% to full scale
Power Report/Store Interval	10 seconds
Driver Power Reporting	One second
Local Area Network	2.4 GHz and 5 GHz WiFi (802.11 b/g/n)
Wide Area Network	3G GSM, 3G CDMA and LTE

Energy Management Features

Dynamic Power Management	Allows a fixed maximum power output per station or lets the system dynamically manage the power distribution per station
Power Module Energy Balancing	Balances the number of hours of operation of each module and optimizes power module usage
Remote Energy Management	Supported through the ChargePoint Network API services

Safety and Operational Ratings

Vehicle Safety Communication	CHAdeMO – JEVS G104 over CAN, CCS1 – SAE J1772 over PLC and CCS2 – IEC 61851-23
Plug-out Detection	Power terminated per JEVS G104 (CHAdeMO), SAE J2931 (CCS1) and IEC 61851-23 (CCS2) specification
Power Cube Enclosure Rating	Type 3R, IP 44
Station Rating	Type 3R, IP 44
Safety Compliance	For U.S., complies with UL 2202, UL 2231-1, UL 2231-2. For Europe, complies with: IEC 62196, IEC 61851, CE marking
Power Cube and Station Surge Protection	Tested to IEC 6100-4-5, Level 5 (6 kV @ 3,000 A). In geographic areas subject to frequent thunder storms, supplemental surge protection at the service panel is recommended.
EMC Compliance	U.S.: FCC part 15 Class A; EU: EN55011, EN55022 & IEC61000-4
Power Conversion Efficiency	96%
Power Factor	0.99
Harmonics	iTHD < 7% (Complies with IEEE 519 Requirements)
Power Module Cooling	Liquid Cooling Technology
Power Cord Cooling	Liquid Cooling Technology (depending on configuration)
Operational Altitude	<2000 m (<6500 ft)
Operational High Altitude (Optional)	<4000 m (<13000 ft) (output power derating may apply)
Operating Temperature	-30° C to 50° C (-22° F to 122° F)
Storage Temperature	-40° C to 50° C (-40° F to 122° F)
Operating Humidity	Up to 95% @ 50° C (122° F) non-condensing

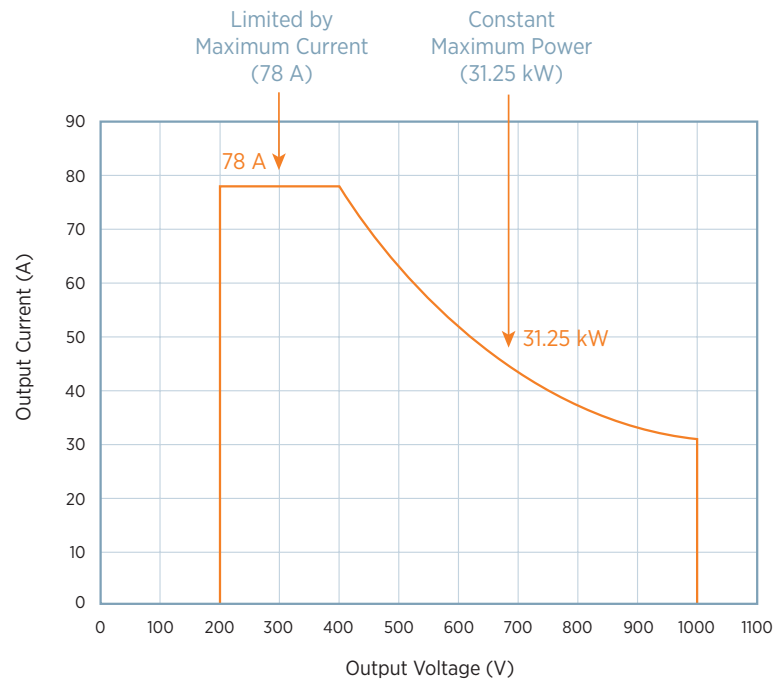
Generic Specifications

Power Cube Dimensions	1.75 m x 1.75 m x 1.75 m (5 ft 9 in x 5 ft 9 in x 5 ft 9 in)
Station Dimensions	2.23 m x 1.12 m x 0.42 m (7 ft 4 in x 3 ft 8 in x 1 ft 4 in)
Power Module Dimensions	0.76 m x 0.43 m x 0.13 m (2 ft 6 in x 1 ft 5 in x 5 in)
Power Cube Weight (without modules)	750 kg (1,653 lb)
Station Weight (without modules)	250 kg (551 lb)
Power Module Weight	38 kg (84 lb)

ChargePoint, Inc. reserves the right to alter product offerings and specifications at any time without notice, and is not responsible for typographical or graphical errors that may appear in this document.

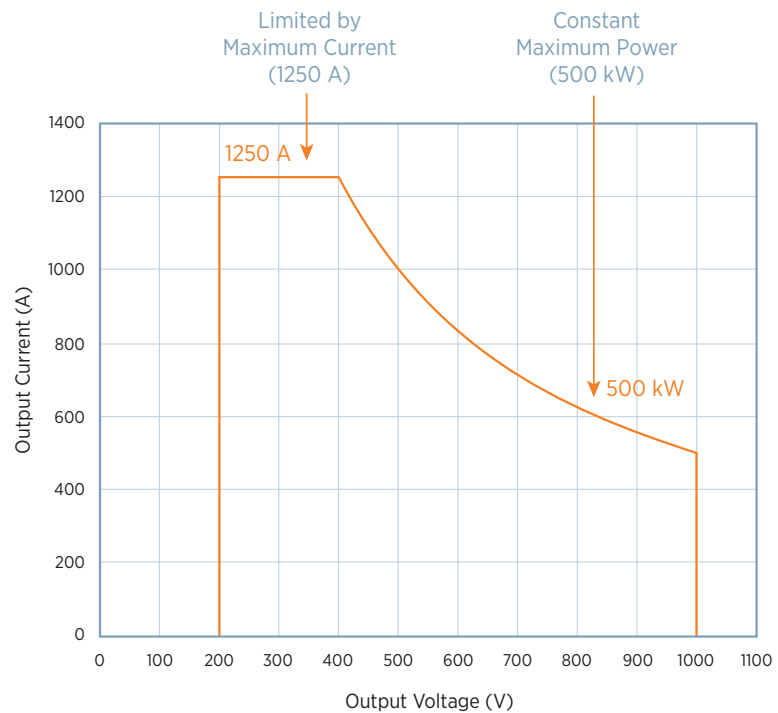
Power Module Output Characteristic

31.25 kW

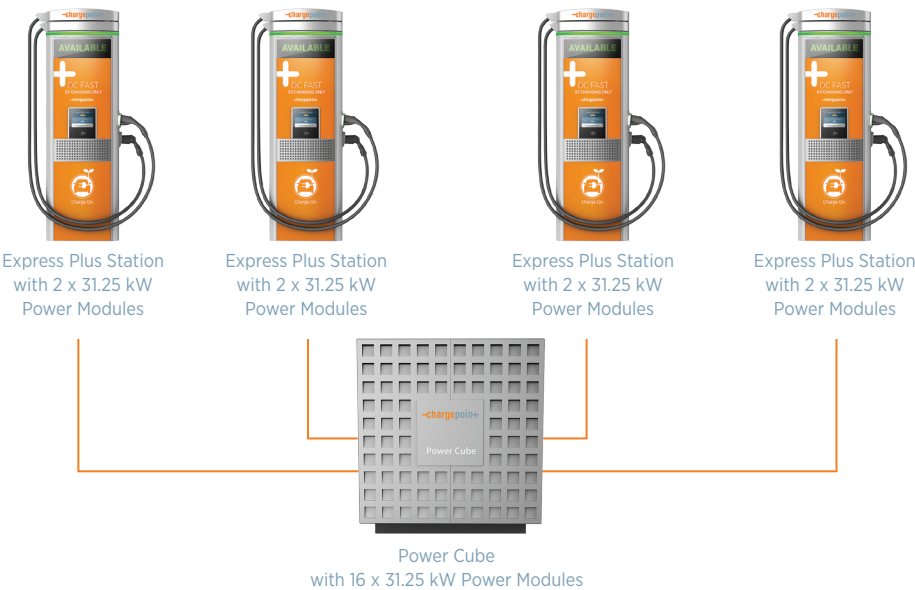


Power Cube Output Characteristic

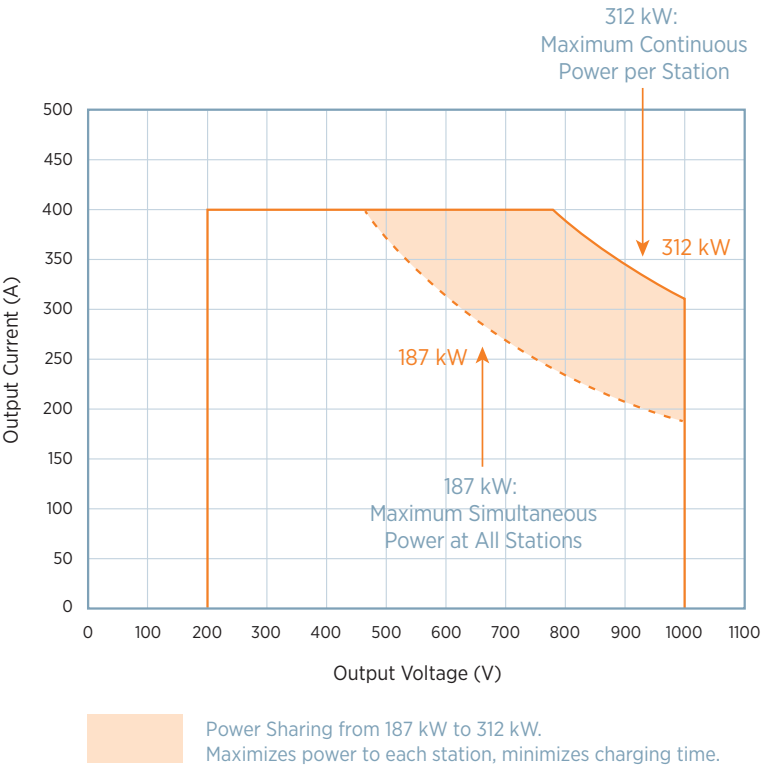
16 Modules x 31.25 kW per Module



Four Station Configuration
One Cube + Four Stations




Shared 750 kW
Up to 312 kW max continuous power per station and
187 kW max simultaneous power on all four stations



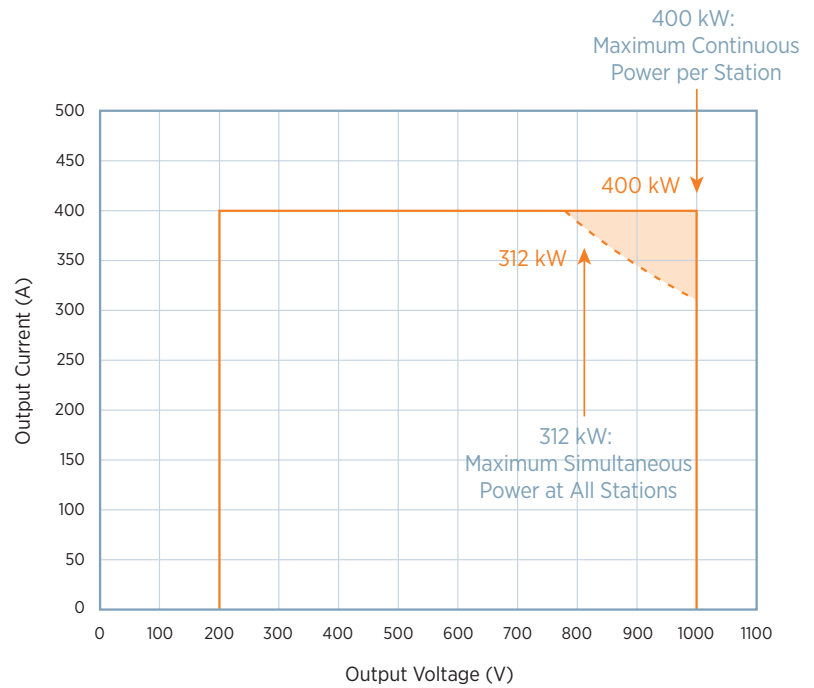
Two Station Configuration

One Cube + Two Stations



Shared 625 kW


Up to **400 kW** max continuous power per station and **312 kW** max simultaneous power on two stations



Power Sharing from 312 kW to 400 kW. Maximizes power to each station, minimizes charging time.

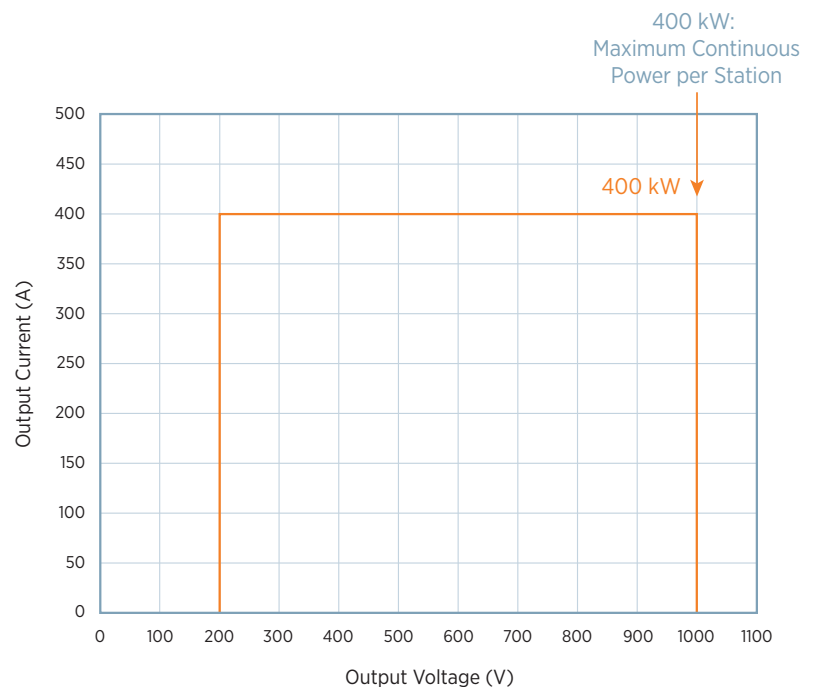
Single Station Configuration

One Cube + One Station



400 kW

Up to **400 kW** max continuous power per station



Two Station Configuration No Cube + Two Stations



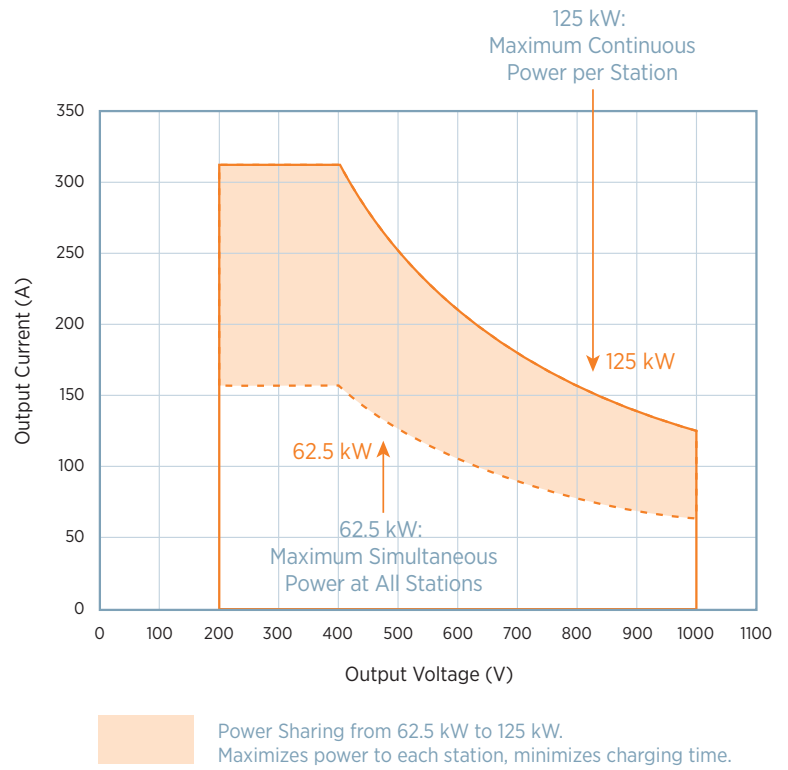
Express Plus Station
with 2 x 31.25 kW
Power Modules



Express Plus Station
with 2 x 31.25 kW
Power Modules

Shared 125 kW

Up to 125 kW max continuous power per station
and 62.5 kW max simultaneous power on two stations



Contact Us

To learn more about ChargePoint Express Plus:

- Visit chargepoint.com/express-plus
- Call +1.408.705.1992
- Email sales@chargepoint.com



ChargePoint, Inc.
254 East Hacienda Avenue, Campbell, CA
95008-6617 USA
+1.408.841.4500 or toll free +1.877.370.3802
chargepoint.com

Copyright © 2016 ChargePoint, Inc. All rights reserved. CHARGEPOINT is a U.S. registered trademark/service mark, and an EU registered logo mark of ChargePoint, Inc. All other products or services mentioned are the trademarks, service marks, registered trademarks or registered service marks of their respective owners. DS-EXPRESS-PLUS-02. December 2016. PN 73-001079-02-2.

Printed on paper made with 100% post-consumer fiber and 100% certified renewable energy, and processed chlorine free.

